

**28** ✓

REGULATION  
28 COMPLIANT



HIGH INCOME FOCUSED  
ASSET ALLOCATION



TALENTED  
ACTIVE MANAGERS



EFFICIENT PASSIVE  
EXPOSURES



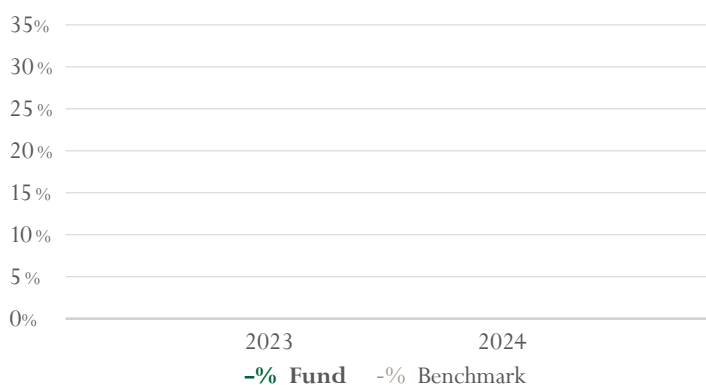
RISK  
CONSCIOUS

TO OUTPERFORM CASH AND MONEY  
MARKET FUNDS, WITH A FOCUS ON  
PRESERVING CAPITAL IN THE SHORT TERM.

## INVESTMENT POLICY

A portfolio of predominantly domestic income generating investment opportunities, including talented active managers, passive strategies, and direct securities. The fund may invest in other funds as well as listed and unlisted securities, both domestically and offshore. Allowable investments as well as position size and asset allocation will conform to the parameters of the Collective Investment Schemes Control Act and Regulation 28 of the Pension Fund Act.

## SINCE INCEPTION PERFORMANCE



Returns-based Performance and Risk statistics will be available after the fund has been in existence for at least 1 year (in the May 2024 Minimum Disclosure Document).

## HISTORICAL PERFORMANCE

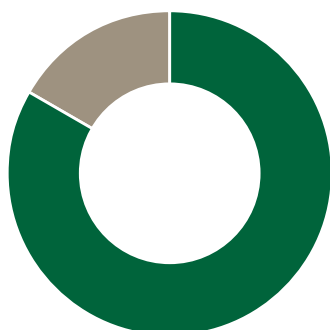
%	1m	3m	6m	YTD	1y	3y	5y	Since Inception
Fund	-	-	-	-	-	-	-	-
Benchmark	-	-	-	-	-	-	-	-

Returns-based Performance and Risk statistics will be available after the fund has been in existence for at least 1 year (in the May 2024 Minimum Disclosure Document). Performance for periods longer than 1-year are annualised.

## IMPLEMENTATION

83.4% Third Party Active Managers

16.6% Passive / Direct



## FUND INFORMATION

Portfolio manager	Stonehage Fleming Investment Management (South Africa) (Pty) Ltd
Fund classification	ASISA South Africa Multi Asset Income
Benchmark	ASISA SA MA Income Category Average
Fund size (ZAR m)	1,048.22
Valuation time	17:00
Transaction time	13:00
Portfolio currency	ZAR

## SHARE CLASS INFORMATION

ISIN	ZAE000321212
Ticker	SOYFA1
Inception date	2 May 2023
Number of units	10,703,996.51
Unit price (ZAc)	101.95
Minimum lump sum	R 10,000.00
Minimum monthly debit order	R 500.00
Distribution frequency	Quarterly
Distribution date	31 Mar, 30 Jun, 30 Sep, 31 Dec
Latest distribution (cpu)	1.67

## FEE BREAKDOWN

Management fee	0.48% (ex VAT)
Total expense ratio (TER)	N/A - new fund
Transaction cost (TC)	N/A - new fund
Total investment charge (TIC)	N/A - new fund

Please note that the Total Expense Ratio and Transaction Costs cannot be determined accurately because of the short life span of the Financial Product and the funds. The TER will be available after one year.

## FUND STATISTICS

Modified Duration	1.86
Current Gross Yield	10.22%

CONSERVATIVE

MODERATE

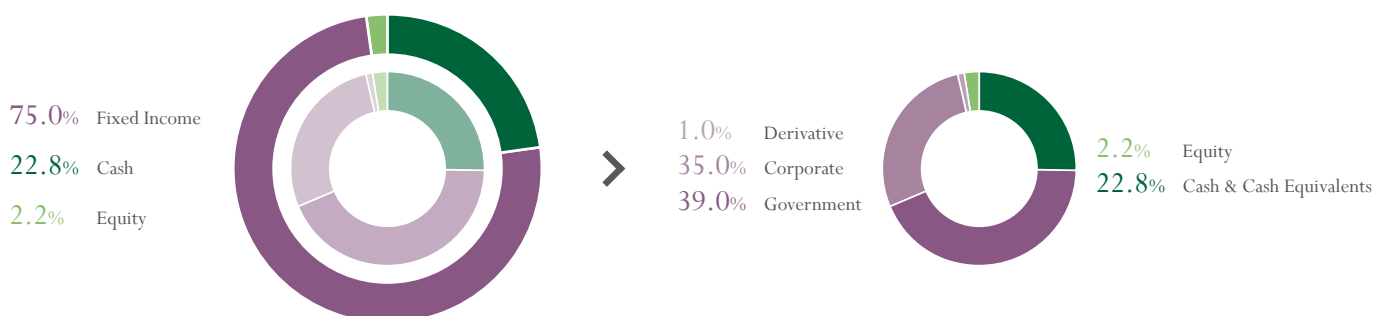
AGGRESSIVE

Generally, conservative portfolios have minimal equity exposure or no equity exposure, resulting in far less volatility than a more aggressive mandated portfolio and in turn the probability of capital loss (permanent/ temporary) is less likely. However, expected potential long-term investment returns could be lower over the medium to long-term.

## DISCLOSURE

Past performance is not a guide to future performance. The portfolio has adhered to its investment policy and there were no material changes to the composition of the portfolio.

## ASSET ALLOCATION



## QUARTERLY FUND COMMENTARY (AS OF Q1 2024)

Domestically, markets started the year on the back foot and, in spite of a rebound in March, ended the quarter in negative territory. There were two MPC meetings, where members voted unanimously to keep the repo rate unchanged at 8.25%. Apart from confirming the anticipated use of the Gold and Foreign Exchange Contingency Reserve Account (GFECRA), the annual budget was broadly market neutral – displaying continued relative prudence.

The major event lying ahead, which continues to receive great attention, is the general election – scheduled for the 29th of May this year. Polling has been frequent and fluid, with estimated outcomes varying. The main fulcrum continues to be whether the ANC retains its majority, which would enable them to rule without requiring a coalition(s).

Globally, the first quarter of 2024 concluded with the global economy on a solid footing. Since the middle of 2022 our offshore colleagues have argued that an economic ‘soft landing’ is most likely, and consider the current environment to align with that definition. Whilst the US remains a notable outperformer, the global economy is experiencing falling inflation, driven by rebalancing labour markets, and broader growth.

Capital markets have embraced this environment, with multiple equity indices climbing to record highs, credit spreads tightening and bond yields remaining well below last year’s recent peak. Global markets are up 7.8% so far this year - the strongest first quarter of the year since 2019. Mega-cap technology stocks continue to lead equity markets, driving US strength. However, participation has spread beyond AI-related excitement, with new highs registered in sectors such as financials, industrials and healthcare, as well as France, India and Japan.

The fund had a tougher time over the first quarter of 2024, with the longer duration positions affected by the move higher in bond yields. In addition, the returns were negatively impacted by the write down of some distressed securities held by one of our managers (For more information, please refer to our February ‘24 MDD). We do, however, continue finding good opportunities in the money market, deploying capital to Treasury Bills and NCD’s at yields in excess of 9%.

## FUND MANAGER



### BRYN HATTY, CA(SA), CFA

Bryn is the Chief Investment Officer for Stonehage Fleming Investment Management in South Africa and is responsible for the leadership and development of the domestic investment offering. Prior to joining Stonehage Fleming, he worked as a Portfolio Manager at Old Mutual Investment Group. During this time, he managed a range of portfolios including hedge funds, long-only absolute returns funds as well as an equity fund. He also has a number of years’ experience doing structuring for South African institutional and corporate clients. Bryn served on the Financial Derivatives Advisory Committee for the South African Futures Exchange (SAFEX) for over 10 years. He is a qualified Chartered Accountant as well as a CFA charterholder and studied Business Science at the University of Cape Town.

## DEPUTY FUND MANAGER



### JAN-DAAN VAN WYK, CFA

JD is a Senior Research Analyst within the Stonehage Fleming Investment Management team and permanent member of the Investment Committee, responsible for developing and implementing investment strategy. He focusses on economic and market research as well as manager selection and portfolio construction. Prior to joining Stonehage Fleming, JD worked at an M&A Advisory consultancy, and as a finance lecturer before that. He studied Investment Management at the University of Johannesburg and is a CFA charterholder. JD has also been a Board Member of the CFA Society of South Africa since 2018.

## GLOSSARY SUMMARY

**Annualised Performance:** Annualised performance shows longer term performance rescaled to a 1-year period. Annualised performance is the average return per year over the period. Actual annual figures are available to the investor on request.

**Highest & Lowest Return:** The highest and lowest returns for any 1 year over the period since inception have been shown.

**NAV:** The net asset value represents the assets of a Fund less its liabilities.

**Alpha:** Denoted the outperformance of the fund over the benchmark.

## FUND SPECIFIC RISKS

**Default Risk:** The risk that the issuers of fixed income instruments may not be able to meet interest payments nor repay the money they have borrowed. The issuers credit quality is vital. The worse the credit quality, the greater the risk of default and therefore investment loss.

**Interest Rate Risk:** The value of fixed income investments (e.g., bonds) tends to be inversely related to interest and inflation rates. Hence their value decreases when interest rates and/or inflation rises.

**Derivatives Risk:** The use of derivatives could increase overall risk by magnifying the effect of both gains and losses in a Fund. As such, large changes in value and potentially large financial losses could result.

**Derivative Counterparty Risk:** A counterparty to a derivative transaction may experience a breakdown in meeting its obligations thereby leading to financial loss.

## IMPORTANT INFORMATION

Collective Investment Schemes in Securities (CIS) should be considered as medium to long-term investments. The value may go up as well as down and past performance is not necessarily a guide to future performance. CIS's are traded at the ruling price and can engage in scrip lending and borrowing. The collective investment scheme may borrow up to 10% of the market value of the portfolio to bridge insufficient liquidity. A schedule of fees, charges and maximum commissions is available on request from the Manager. There is no guarantee in respect of capital or returns in a portfolio. A CIS may be closed to new investors in order for it to be managed more efficiently in accordance with its mandate. CIS prices are calculated on a net asset basis, which is the total value of all the assets in the portfolio including any income accruals and less any permissible deductions (brokerage, STT, VAT, auditor's fees, bank charges, trustee and custodian fees and the annual management fee) from the portfolio divided by the number of participatory interests (units) in issue. Forward pricing is used. The Fund's Total Expense Ratio (TER) reflects the percentage of the average Net Asset Value (NAV) of the portfolio that was incurred as charges, levies and fees related to the management of the portfolio. A higher TER does not necessarily imply a poor return, nor does a low TER imply a good return. The current TER cannot be regarded as an indication of future TER's. During the phase in period TER's do not include information gathered over a full year. Transaction Costs (TC) is the percentage of the value of the Fund incurred as costs relating to the buying and selling of the Fund's underlying assets. Transaction costs are a necessary cost in administering the Fund and impacts Fund returns. It should not be considered in isolation as returns may be impacted by many other factors over time including market returns, the type of Fund, investment decisions of the investment manager and the TER.

Where a current yield has been included for funds that derive their income primarily from interest-bearing income, the yield is a weighted average yield of all underlying interest-bearing instruments as at the last day of the month. This yield is subject to change as market rates and underlying investments change.

The Manager retains full legal responsibility for any third-party-named portfolio. Where foreign securities are included in a portfolio there

**Sharpe Ratio:** The Sharpe ratio is used to indicate the excess return the portfolio delivers over the risk free rate per unit of risk adopted by the fund.

**Standard Deviation:** The deviation of the return stream relative to its own average.

**Max Drawdown:** The maximum peak to trough loss suffered by the Fund since inception.

**Max Gain:** Largest increase in any single month

**Property Risk:** Investments in real estate securities can carry the same risks as investing directly in real estate itself. Real estate prices move in response to a variety of factors, including local, regional, and national economic and political conditions, interest rates and tax considerations.

**Geographic / Sector Risk:** For investments primarily concentrated in specific countries, geographical regions and/or industry sectors, their resulting value may decrease whilst portfolios more broadly invested might grow.

**Equity Investment Risk:** Value of equities (e.g., shares) and equity-related investments may vary according to company profits and future prospects as well as more general market factors. In the event of a company default (e.g., bankruptcy), the owners of their equity rank last in terms of any financial payment from that company.

may be potential constraints on liquidity and the repatriation of funds, macroeconomic risks, political risks, foreign exchange risks, tax risks, settlement risks; and potential limitations on the availability of market information. The investor acknowledges the inherent risk associated with the selected investments and that there are no guarantees. Please note that all documents, notifications of deposit, investment, redemption and switch applications must be received by Prescient by or before 13:00 (SA), to be transacted at the net asset value price for that day. Where all required documentation is not received before the stated cut off time Prescient shall not be obliged to transact at the net asset value price as agreed to. Funds are priced at either 3pm or 5pm depending on the nature of the Fund. Prices are published daily and are available on the Prescient website.

Performance has been calculated using net NAV to NAV numbers with income reinvested. The performance for each period shown reflects the return for investors who have been fully invested for that period. Individual investor performance may differ as a result of initial fees, the actual investment date, the date of reinvestments and dividend withholding tax. Full performance calculations are available from the manager on request.

For any additional information such as fund prices, brochures and application forms please go to [www.prescient.co.za](http://www.prescient.co.za).

This document is for information purposes only and does not constitute or form part of any offer to issue or sell or any solicitation of any offer to subscribe for or purchase any particular investments. Opinions expressed in this document may be changed without notice at any time after publication. We therefore disclaim any liability for any loss, liability, damage (whether direct or consequential) or expense of any nature whatsoever which may be suffered as a result of or which may be attributable directly or indirectly to the use of or reliance upon the information.

Management Company: Prescient Management Company (RF) (Pty) Ltd. This portfolio operates as a white label fund under the Prescient Unit Trust Scheme, which is governed by the Collective Investment Schemes Control Act.

Management Company: **PRESCIENT MANAGEMENT COMPANY (RF) (PTY) LTD**

Prescient House, Westlake Business Park, Otto Close, Westlake, 7945 t: 0800 111 899 e: [info@prescient.co.za](mailto:info@prescient.co.za) [www.prescient.co.za](http://www.prescient.co.za)

Registration number: 2002/022560/07

Trustee: **NEDBANK INVESTOR SERVICES**

2nd Floor, 16 Constantia Boulevard, Constantia Kloof, Roodepoort, 1709 t: +27 11 534 6557 [www.nedbank.co.za](http://www.nedbank.co.za)

The Management Company and Trustee are registered and approved under the Collective Investment Schemes Control Act (No.45 of 2002), Prescient is a member of the Association for Savings and Investments South Africa.

Investment Manager: **STONEHAGE FLEMING INVESTMENT MANAGEMENT (SOUTH AFRICA) (PTY) LTD**

First Floor North Block, Waterway House, 3 Dock Road, VA Waterfront, Cape Town, 8001

t: 021 301 0800 e: [SAfundinfo@stonehagefleming.com](mailto:SAfundinfo@stonehagefleming.com) [www.stonehagefleming.com/investments](http://www.stonehagefleming.com/investments)

Registration number: 2007/023139/07 is an authorised Financial Services Provider (FSP 42847) under the Financial Advisory and Intermediary Services Act (No.37 of 2002), to act in the capacity as investment manager. This information is not advice, as defined in the Financial Advisory and Intermediary Services Act (No.37 of 2002). Please be advised that there may be representatives acting under supervision.

Issue Date: 30 April 2024.